




HP Pavilion ZE5000 Battery Replacement

This guide is designed to replace the battery...

Written By: Gabrielle




INTRODUCTION

This guide is designed to replace the battery of the device: HP Pavilion ze5000. A replacement of a battery should occur if the laptop stops charging or is dead and will not respond to the device's charger. This guide can be used in case a device user wants to check the quality of the battery or replace the battery with a new battery installation. When completing this guide, ensure that the device is properly faced down with the back of the laptop facing the device user.

⚙️ PARTS:



[HSTNN-Q09C - HP Pavilion ZE4530US Battery \(1\)](#)

Step 1 — Battery



- Push up on the arrow-shaped switch.

Step 2



- While still holding the switch up, remove the battery.

No reassembly is required once the new battery is in.