




iPod shuffle 3rd Generation Special Edition Teardown

Written By: Walter Galan




INTRODUCTION

We took apart the iPod shuffle Special Edition on September 11, 2009. This iPod features an incredibly shiny stainless steel enclosure. According to Apple's marketing-speak, "It's as brilliant as your taste in music."

TOOLS:

- [Metal Spudger](#) (1)
 - [Phillips #00 Screwdriver](#) (1)
 - [Spudger](#) (1)
-

Step 1 — iPod shuffle 3rd Generation Special Edition Teardown




- If you like shiny things, Apple has an iPod for you. It's like getting a free mirror! And it's only \$20 extra.
- Sadly, the shuffle doesn't come with matching shiny headphones.
- Contrary to Apple's typical claims of "smaller packaging to save the environment," this iPod's packaging is 65% larger than the original 3rd Gen shuffle.

Step 2



- We've already [taken apart](#) one of these little guys, but we wanted to see what makes the special edition so special.
- At least until we use it, the mirror-finish reflects beautifully. With the help of the new shuffle, our camera can do a self-portrait.

Step 3




- This picture makes things look easy. The picture is a lie. This picture comes after about an hour of frustration trying to open this iPod.
- We finally used a [putty knife](#) and an excessive amount of force to pry the iPod open.
- The new shuffle weighs in at 17.2 grams, nearly 61% more than the 10.7 gram aluminum shuffle.
- That means you can buy special edition shuffles for only \$2,613 per pound, while the regular shuffle will set you back \$3,352 per pound.

Step 4





- Here are the normal (left) and special edition shuffles. Not a surprise, but not much new to see here.
- This shouldn't come as a surprise, but the new shuffle is a lot heavier. It is steel after all.
- The new shuffle weighs in at 17.2 grams, nearly 61% more than the 10.7 gram aluminum shuffle.
- That means you can buy special edition shuffles for only \$2,613 per pound, while the regular shuffle will set you back \$3,352 per pound.

Step 5




- The most daunting task of this procedure....removing the one single screw.
- ❗ The black [3rd generation](#) had a black screw, while our silver special edition had a silver screw. It looks like Apple gives you matching screws.

Step 6



- Prying the logic board and battery out with the flat end of a spudger.
- Things don't appear different here. The battery is still a tiny 0.27 watt-hours.

Step 7



- The internal parts and the stainless steel case separated.
- After removing the internals, the stainless steel casing weighs 12 grams. That doesn't seem like much, except that the iPod itself only weighs 5 grams. Over 70% of this iPod's weight comes from its shell!