RAM Replacement

Written By: Marjorie



TOOLS:

Pro Tech Toolkit (1)

Step 1 — Battery

- Remove all wires then flip the laptop

Step 2

- Remove the battery

Step 3 — RAM



- Flip the Laptop, and unscrew the RAM cover.

Step 4



- Unlock the RAM by pulling the locks outward.

ⓘ You'll know if its unlocked if it flips up in 45 degrees.

Step 5





- Pull the outer RAM. Repeat Step 4 and 5 for the other RAM.

⚠ When returning, put the RAM back in at 45 degree angle, NOT 90 degree angle.

To reassemble your device, follow these instructions in reverse order.