




LG Optimus L9 P769 Headphone Jack Replacement

This guide will allow you to remove the Audio jack if it becomes damaged or inoperable.

Written By: Paul



INTRODUCTION



You will need to know how to remove the motherboard in order to complete this guide.



TOOLS:



- [iFixit Opening Tools](#) (1)
 - [Spudger](#) (1)
-

Step 1 — Motherboard Removal



- Pry the storage unit from the frame.
- Remove the motherboard from the frame.

Step 2 — Remove the Audio Jack



- Pry the Audio Jack from the frame. It will come loose easily.

To reassemble your device, follow these instructions in reverse order.